

Amundi IBEX 35 UCITS ETF Acc

FACTSHEET

Marketing
Communication

31/03/2026

EQUITY ■

Key Information (Source: Amundi)

Net Asset Value (NAV) : **432.20 (EUR)**
NAV and AUM as of : **31/03/2026**
Assets Under Management (AUM) :
813.50 (million EUR)
ISIN code : **FR0010655746**
Replication type : **Physical**
Benchmark : **IBEX 35**

Objective and Investment Policy

The Fund's objective is to track, both upwards and downwards, the performance of the IBEX 35 Net Return index (net dividends reinvested) (the "Benchmark"), denominated in euro (EUR), the main Spanish stock market index, while minimising the tracking error between the Fund's performance and that of the Benchmark (the "Tracking Error").

Risk Indicator (Source : Fund Admin)



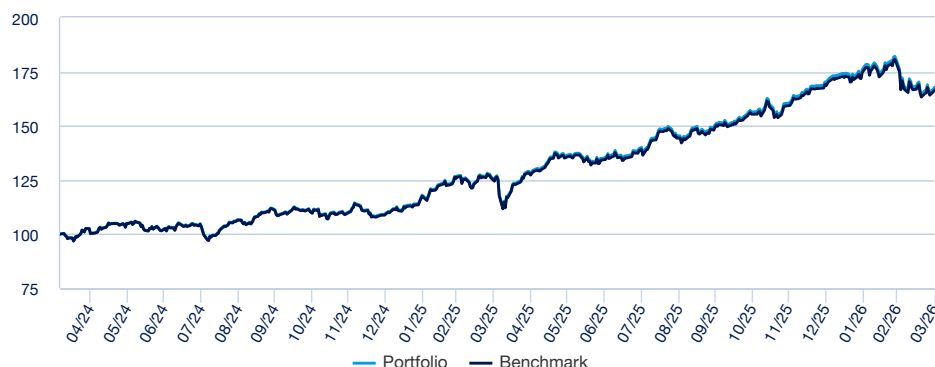
Lower Risk

Higher Risk

The SRI represents the risk and return profile as presented in the Key Information Document (KID). The lowest category does not imply that there is no risk. The SRI is not guaranteed and may change over time. The risk indicator assumes you keep the product for 5 years. The summary risk indicator is a guide to the level of risk of this product compared to other products. It shows how likely it is that the product will lose money because of movement in the markets or because we are not able to pay you.

Returns (Source: Fund Admin) - Past performance does not predict future returns

Performances from 05/04/2024 to 31/03/2026 (Source : Fund Admin)



Risk indicators (Source: Fund Admin)

| | 1 year | 3 years | Inception to date * |
|------------------------|--------|---------|---------------------|
| Portfolio volatility | 16.71% | - | 15.47% |
| Benchmark volatility | 16.69% | - | 15.48% |
| Ex-post Tracking Error | 0.19% | - | 0.20% |
| Sharpe ratio | 1.72 | - | 1.70 |

* Volatility is a statistical indicator that measures an asset's variations around its average value. For example, market variations of +/- 1.5% per day correspond to a volatility of 25% per year. The higher the volatility, the higher the risk. The Tracking Error indicator measures the performance's difference between the fund and the benchmark

Cumulative returns* (Source: Fund Admin)

| Since | YTD | 1 month | 3 months | 1 year | 3 years | 5 years | Since |
|-----------|------------|------------|------------|------------|---------|---------|------------|
| Since | 31/12/2025 | 27/02/2026 | 31/12/2025 | 31/03/2025 | - | - | 05/04/2024 |
| Portfolio | -1.16% | -7.14% | -1.16% | 34.32% | - | - | 67.82% |
| Benchmark | -1.15% | -7.12% | -1.15% | 33.87% | - | - | 66.55% |
| Spread | -0.01% | -0.02% | -0.01% | 0.45% | - | - | 1.27% |

Calendar year performance* (Source: Fund Admin)

| | 2025 | 2024 | 2023 | 2022 | 2021 |
|-----------|--------|------|------|------|------|
| Portfolio | 54.77% | - | - | - | - |
| Benchmark | 54.16% | - | - | - | - |
| Spread | 0.60% | - | - | - | - |

* Source : Amundi. The above cover complete periods of 12 months for each calendar year. **Past performance is no predictor of current and future results and does not guarantee future yield**. Any losses or gains do not take into consideration any costs, commissions and fees incurred by the investor in the issue and buyout of the shares (e.g. taxes, brokerage fees or other commissions deducted by the financial intermediary). If performance is calculated in a currency other than the euro, any losses or gains generated can thereby be affected by exchange rate fluctuations (both upward and downward). The discrepancy accounts for the performance difference between the portfolio and the index.

EQUITY

Meet the Team



Lionel Brafman
Head of the Index & Multistategies team



Salah Benaissa
Portfolio manager



Pierre Navarre
Co-Portfolio Manager

Index Data (Source : Amundi)

Description of the Index

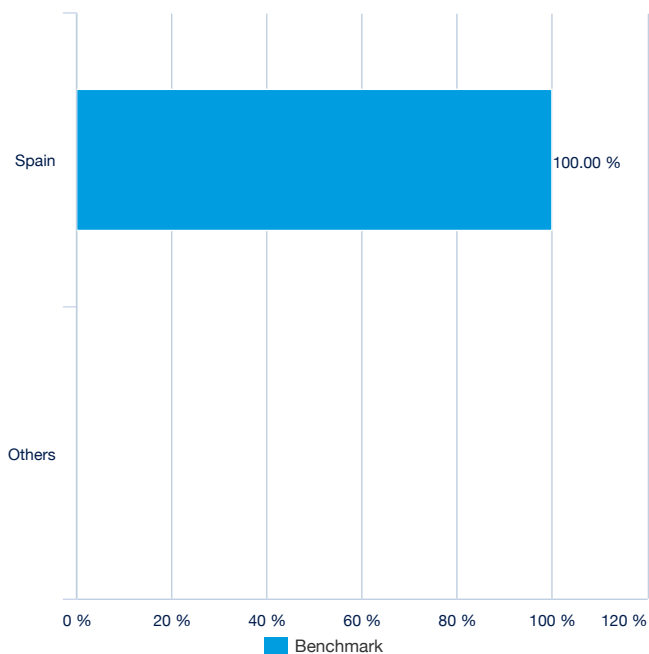
The IBEX 35 Net Return Index is an index composed of the 35 most liquid stocks traded on the Spanish market. It is weighted based on market capitalization and adjusted for the liquidity of each company included in the index.

Information (Source: Amundi)

Asset class : **Equity**
Exposure : **Espagne**

Holdings : 35

Geographical breakdown (for illustrative purposes only - Source: Amundi)

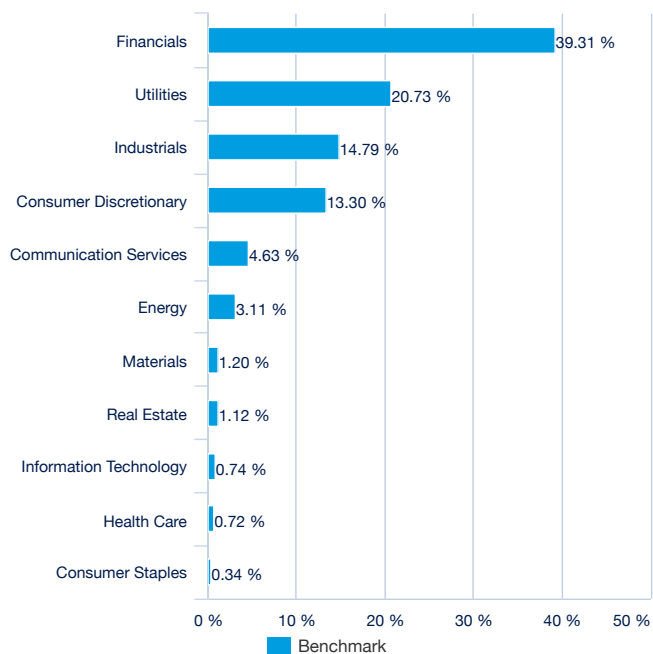


Top 10 benchmark holdings (source : Amundi)

| Company | % of assets (Index) |
|------------------------------|---------------------|
| BANCO SANTANDER SA MADRID | 16.18% |
| IBERDROLA SA | 15.47% |
| BANCO BILBAO VIZCAYA ARGENTA | 11.92% |
| INDUSTRIA DE DISENO TEXTIL | 10.73% |
| CAIXABANK SA | 6.63% |
| FERROVIAL SE MADRID | 4.64% |
| AENA SME SA | 3.56% |
| ACS ACTIVIDADES CONS Y SERV | 3.24% |
| REPSOL SA | 3.11% |
| AMADEUS IT GROUP SA | 2.56% |
| Total | 78.05% |

For illustrative purposes only and not a recommendation to buy or sell securities.

Benchmark Sector breakdown (for illustrative purposes only - Source : Amundi)



EQUITY ■

Principal characteristics (Source : Amundi)

| | |
|---|-------------------------|
| Fund structure | SICAV under French law |
| UCITS compliant | UCITS |
| Management Company | Amundi Asset Management |
| Administrator | SOCIETE GENERALE |
| Custodian | SGSS - Paris |
| Independent auditor | Deloitte & Associés |
| Share-class inception date | 04/04/2024 |
| Date of the first NAV | 05/04/2024 |
| Share-class reference currency | EUR |
| Classification | Euro zone equities |
| Type of shares | Accumulation |
| ISIN code | FR0010655746 |
| Minimum investment to the secondary market | 1 Share(s) |
| Frequency of NAV calculation | Daily |
| Management fees and other administrative or operating costs | 0.30% |
| Minimum recommended investment period | 5 years |
| Fiscal year end | October |
| Primary Market Maker | SOCIETE GENERALE |

Listing data (source : Amundi)

| Place | CCY | Bloomberg Ticker | Bloomberg iNAV | Reuters RIC | Reuters iNAV |
|-------------------------|-----|------------------|----------------|-------------|--------------|
| Bolsa de Madrid | EUR | AMIBX SM | INCS1 | AMIBX.MC | INCS1=BNPP |
| Deutsche Boerse (Xetra) | EUR | AMES GY | INCS1 | AMES.DE | INCS1=BNPP |
| Euronext Paris | EUR | CS1 FP | INCS1 | CS1.PA | INCS1=BNPP |
| LSE | GBP | CS1 LN | - | CS1.L | - |

Contact

ETF Sales contact

| | |
|-------------------------|-----------------------|
| France & Luxembourg | +33 (0)1 76 32 65 76 |
| Germany & Austria | +49 (0) 800 111 1928 |
| Italy | +39 02 0065 2965 |
| Switzerland (German) | +41 44 588 99 36 |
| Switzerland (French) | +41 22 316 01 51 |
| United Kingdom | +44 (0) 20 7 074 9598 |
| United Kingdom (Instit) | +44 (0) 800 260 5644 |
| Netherlands | +31 20 794 04 79 |
| Nordic countries | +46 8 5348 2271 |
| Hong Kong | +65 64 39 93 50 |
| Spain | +34 914 36 72 45 |

ETF Capital Markets contact

| | |
|-------------------|---|
| Téléphone | +33 (0)1 76 32 19 93 |
| Bloomberg IB Chat | Capital Markets Amundi ETF Capital Markets Amundi HK ETF |

ETF Market Makers contact

| | |
|------------------|----------------------|
| BNP Paribas | +33 (0)1 40 14 60 01 |
| Kepler Cheuvreux | +33 (0)1 53 65 35 25 |

Amundi contact

Amundi ETF
90 bd Pasteur
CS 21564
75 730 Paris Cedex 15 - France
Hotline : +33 (0)1 76 32 47 74
info-etf@amundi.com

Important information

The Sub-Fund has been authorised for distribution to non-qualified investors in or from Switzerland by FINMA. Representative : CACEIS Bank, Paris, Branch of Nyon/Swiss, 35 route de Signy, 1260 Nyon, Switzerland (in the past "CACEIS Bank Luxembourg, Luxembourg, Branch of Nyon", Switzerland. Paying agent: CA Indosuez (Suisse) S.A., 4 quai General Guisan, 1204 Geneva. Subscriptions in the Sub-Funds will only be accepted on the basis of the SICAV's latest prospectus and Key Investor Information Document (KIID), its latest annual and semi-annual reports and its articles of incorporation that may be obtained, free of charge, at the registered office of the Swiss Representative. Past performance is not a guarantee or a reliable indicator for current or future performance and returns. The performance data do not take account of the commissions and costs incurred on the issue and redemption of units. The date of the data in this document is that indicated at the top of the document, unless otherwise stated.

This document is designed exclusively for institutional, professional, qualified or sophisticated investors and distributors. It is not meant for the general public or private clients of any jurisdiction or those qualified as 'US Persons'. Approved investors in regard to the European Union are those which are defined as "Professional" investors in Directive 2004/39/EC of 21 April 2004 "MiFID" or, as the case may be, as defined under each local legislation and, insofar as the offer in Switzerland is concerned, "qualified investors" as set forth in the federal Law on Collective Investments (LPCC), the Ordinance on collective investments of 22 November 2006 (OPCC) and the FINMA 08/8 Circular regarding the legislation on collective investments of 20 November 2008. This document shall not, under any circumstance, be sent within the European Union to non "Professional" investors as defined by the MFI or under each local legislation, or in Switzerland to those investors which are not defined as "qualified investors" in the applicable law and regulations.